

How to be safe from bushfire in Victoria



Book 2 Before the bushfire season



Version 1

4




There are 4 books in this folder.

+

and



there is 1 book of questions.




This is book 2.

Before the bushfire season



In this book


Before the bushfire season



- Things to plan page 4



- Things to do page 6




Things to plan



The best way to be **ready** for the bushfire danger time is



- write a plan together

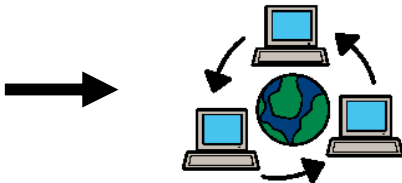


- practise your plan together.



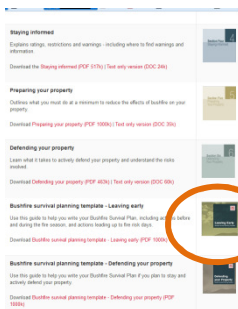
The CFA wrote a guide

Bushfire Survival Plan – Leaving early.



Go to

cfa.vic.gov.au/plan-prepare/fire-ready-kit



Look down the page.

Click on

Bushfire survival planning template

Leaving early



Do not wait.



Things to do



1. Pack an Emergency Bag.



Put your Emergency Bag in an easy place to get.

I keep my Emergency Bag in

_____.

Your Emergency Bag

change of clothes

toilet bag

sanitary needs

wool blankets

water

food

tablets and pills

first-aid kit


mobile phone
charger

important papers

battery operated radio
battery operated torch
spare batteries

See page 8 for a list.






Important papers

- photo ID
 - passport
 - will
 - insurance papers
-



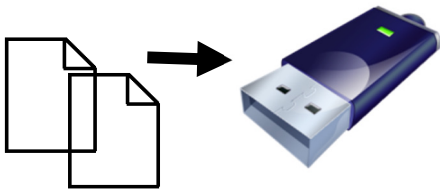
Important phone numbers

- doctor
 - council
 - power company
-



Other important things

- photos
 - jewellery
-



2. Put **your** important papers onto a memory stick.


Add - photos of jewellery

- photos.



3. Buy a

- strong torch
- spare batteries
- battery radio.



4. Put important contact numbers in your mobile phone.

- family, friends
- Victorian Bushfire Information Line.




Have a spare mobile phone and charger.

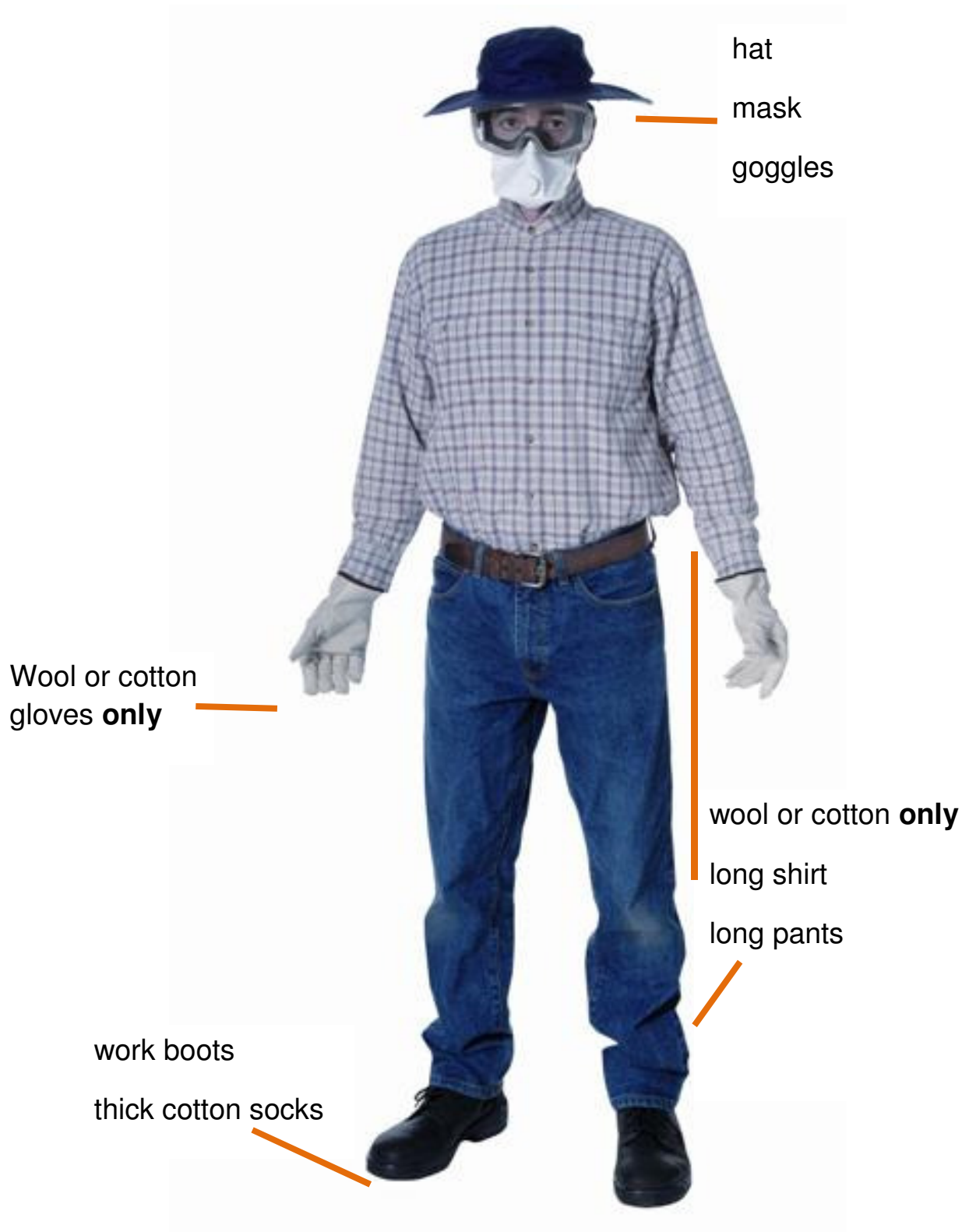


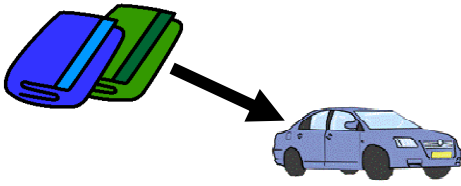
5. Save the FireReady app.

Do you know how to use the app?




Each person must have
fire protective clothes.



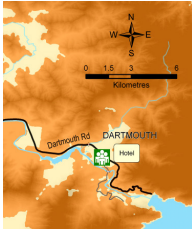


7. Put wool blankets in your car.

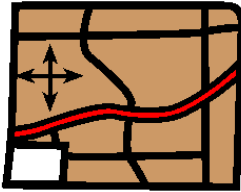
8. Practise to pack your car.



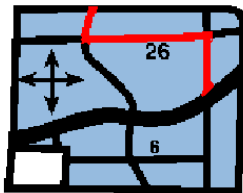
How long did it take? _____



Get a map of **your** area.



- mark your best way to drive away



- mark a different way to drive away



- mark the place of last resort on your map.

Sometimes this is called your **neighbourhood safer place.**



Ask your CFA about your

Community Information Guide.



9. You will **leave early**.

- where will you go?
- tell someone where you will be.



10. Talk with your neighbours about your fire plan.




11. Plan for your pets.



Talk to your
Community Education person.

14


Images in this book



Inspired services. www.inspiredservices.org.uk

Mayer–Johnson said we can use their PCS
pictures. www.mayerjohnson.com

CFA website and books.



This book is based on **Your Guide to Survival.**

Version 1.



Access Easy English wrote the Easy English.

www.accesseasyenglish.com.au June 2014.