


Burning Off Safely

OUR COMMUNITY • OUR CFA



cfa.vic.gov.au

Before you burn off:



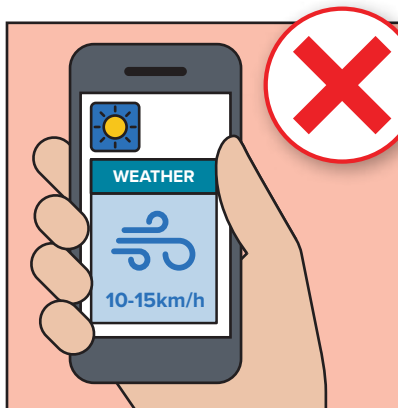
Find your local council and check if burning off is allowed.



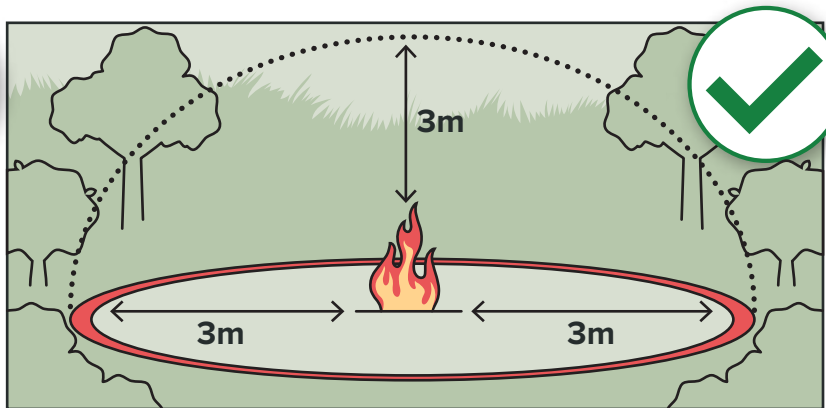
Notify your burn-off at firepermits.vic.gov.au



Tell your neighbours when you are going to burn off.



DO NOT burn off if the wind is stronger than 10km/h.



Have at least 3 metres clear all around.
Set up your burn site away from bushes, grass or trees.



CALL TRIPLE ZERO (000)
if the fire gets out of control.

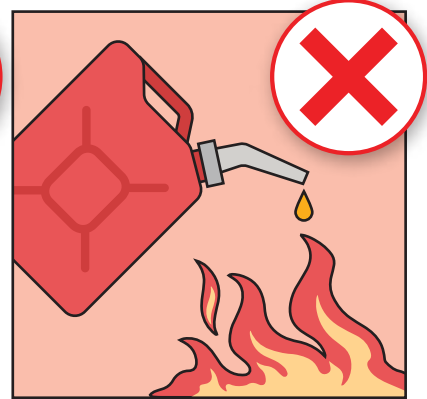
During your burn-off:



Only burn leaves, tree branches, plants and weeds.



DO NOT burn painted or treated wood, tyres or plastic.



DO NOT use petrol, flammable liquids or chemicals on your burn-off.



Watch your fire while it is burning.



You must have a hose or at least 10 litres of water to put the fire out.



Put the fire out completely before you leave it.

If it is a Fire Danger Period:



You must have a permit to burn off during the Fire Danger Period.



If you don't follow these rules you can be **fined over \$23,000 and spend a year in prison.**



It is against the law to burn off on a Total Fire Ban day even if you have a permit. **Fine is over \$46,000 and 2 years in prison.**

For more information, visit cfa.vic.gov.au/firedangerperiod