











BUSHFIRE SURVIVAL PLAN

Worksheet 36

In small groups, do some research and prepare a presentation or brochure that will show people in your community why a Bushfire Survival Plan is important.

Your presentation should encourage people to make a plan early, and show them how to make a plan and what to include.

To help you get started, below is an example of some questions you might like to use in your presentation, to get people to think about why they are making a Bushfire Survival Plan before summer.

What should people do to get their house ready before the fire season?	
What should people do on a Code Red day?	
If people decide to leave early:	
When will they leave?	
Where will they go?	
How will they get there?	
If people decide to stay and actively defend in the case of a fire:	
Where will they (and other family members) be on a high fire risk day?	
Will the whole family stay, or will some people leave?	
How will they find information about what is going on during the fire?	

Why do you think it is important for people to know this information?

Where could people go to find out more information about Bushfire Survival Plans?

Include your suggestions in your presentation or brochure.