

# Smoke alarms

Fire Rescue Victoria  
and  
Country Fire Authority



Easy English

## Blue words



Some words in this book are **blue**.

We write what the blue words mean.

## Help with this book



You can get someone to help you

- understand this book
  
- find more information.



Contact information is at the end of this book.

## Who we are



This book is from Fire Rescue Victoria and Country Fire Authority.

Our people are trained to help in emergencies.




For example, our people can help with

- fires

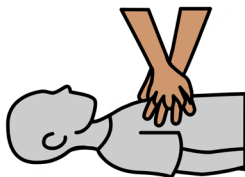


- road crashes



- chemical spills

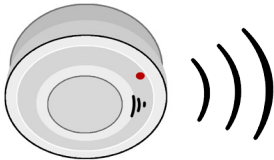
and



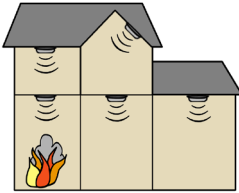
- medical emergencies.

## About this book

This book is about **smoke alarms**.



A smoke alarm makes a loud sound to let you that there is smoke in your home.

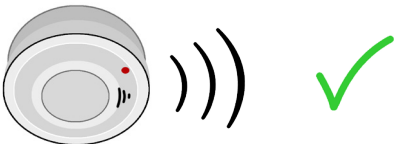


Smoke alarms can

- warn you about a fire early

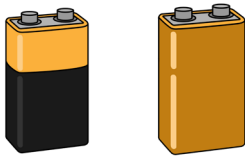


- give you a chance to leave safely.



Only working smoke alarms save lives.

## What type of smoke alarm should you have?

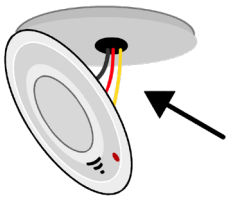


Smoke alarms can

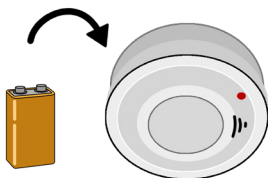
- use batteries

or

- be **hard wired**.




Hard wired means that the smoke alarm is connected to power.



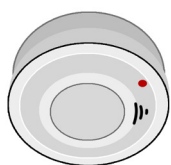
Hard wired smoke alarms also have batteries so that they can work with **no** power.

## What type of smoke alarm should you have?

Your smoke alarms should be **interconnected**.



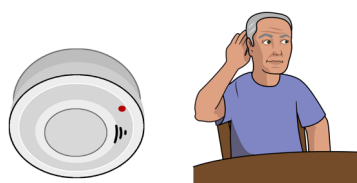
Interconnected means that your smoke alarms will all make a sound if there is a fire.



Some **personal alarm services** can connect to your smoke alarms.



Personal alarm services help someone tell other people that there is an emergency.



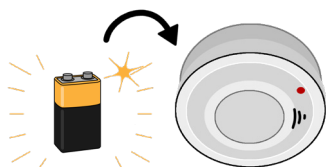
There are smoke alarms for people who are deaf or hard of hearing.



You can read about smoke alarms on the Expression website at the end of this book.


## When should you change the batteries in your smoke alarms?

If your smoke alarms make a single beeping sound you may need to




- change the battery

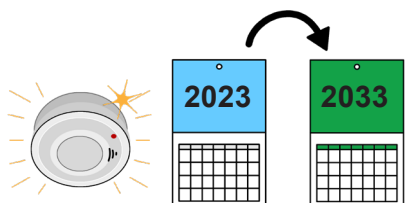
or



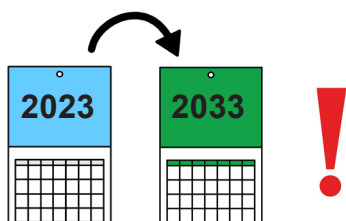
- buy a new smoke alarm.



If you **can** take out the batteries, you should change the batteries **every year**.

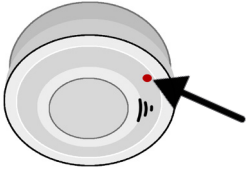


If you **cannot** take out the batteries, you should buy new smoke alarms **every 10 years**.

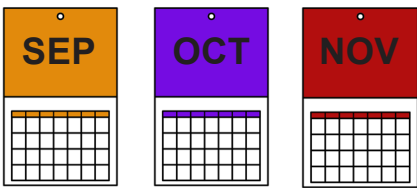


All smoke alarms **must** be replaced every 10 years.

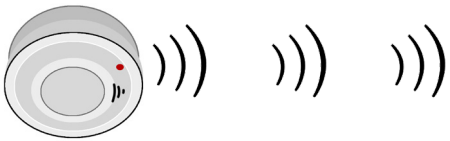
## How do you check that your smoke alarms work?



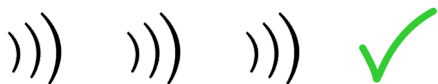
You can use the test button to check that your smoke alarms work.




You should press the test button every month to check that your smoke alarms work.



You **must** hold the test button down until you hear 3 beeping sounds.




When you hear 3 beeping sounds it means your smoke alarm works.



If you do **not** hear the 3 beeping sounds you should

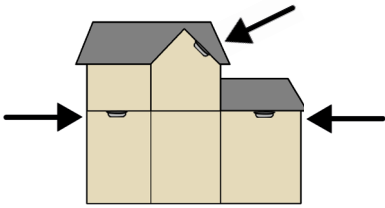
- try putting in different batteries



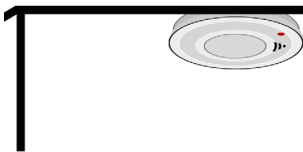
- replace the smoke alarm.



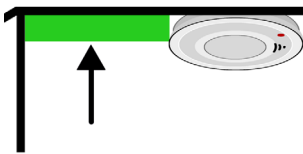
## Where should you install your smoke alarms?



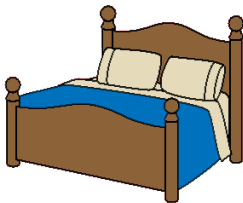
You **must** have at least 1 smoke alarm on each level of your home.



You should install smoke alarms on the ceiling.



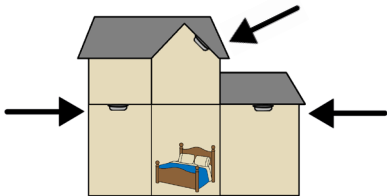
Smoke alarms should be at least 30 centimetres away from the wall.



You **must** install smoke alarms between

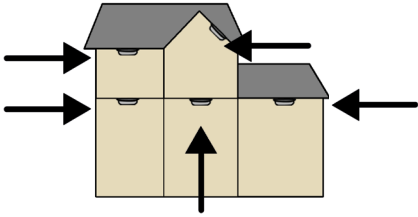
- where you sleep

and



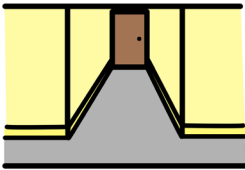
- other areas of the house.

## Where should you install your smoke alarms?




You should have smoke alarms in all

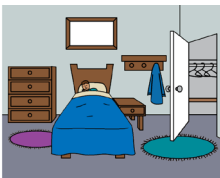
- living areas



- hallways



- bedrooms



- other sleeping areas.

## How do you take care of your smoke alarms?



You should clean the dust off your smoke alarms every year.

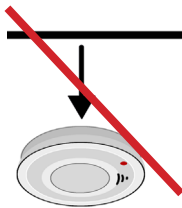


You **must never**

- cover your smoke alarms



- paint over your smoke alarms



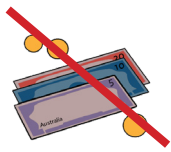
- remove your smoke alarms.



## Who should you call if there is a fire?

Call Triple Zero if there is a fire.

Call 000



You can call for free.



Tell the person on the phone

- that there is a fire



- the address of where you are.



If you speak another language you can ask for an interpreter.

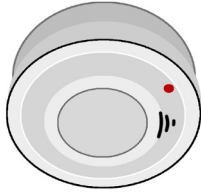
Tell the person what language you speak.



You **must not** hang up the phone.



## More information



Scan our **QR code** to read more about smoke alarms.



You can use the camera on your device to scan the QR code and go on the website.

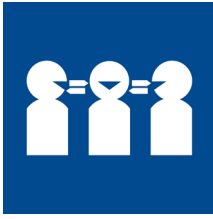


Website [cfa.vic.gov.au/smokealarms](http://cfa.vic.gov.au/smokealarms)

For more information about smoke alarms for people who are deaf or hard of hearing.



Website [expression.com.au](http://expression.com.au)



### **If English is not your first language**

Use the free Translating and Interpreting Service or TIS.



Call 131 450

Give the TIS officer the phone number you want to call.



### **If you need help to speak or listen**

The National Relay Service can help you make a phone call.



Call 1800 555 660



Website [accesshub.gov.au/nrs-helpdesk](https://accesshub.gov.au/nrs-helpdesk)

Give the relay officer the phone number you want to call.

For more information go to the Fire Rescue Victoria or FRV website.



Website [frv.vic.gov.au](http://frv.vic.gov.au)

For more information go to the Country Fire Authority or CFA website.



Website [cfa.vic.gov.au](http://cfa.vic.gov.au)







This Easy English document was created by Scope (Aust) Ltd. in November 2023 using Picture Communication Symbols (PCS). PCS is a trademark of Tobii Dynavox, LLC. All rights reserved. Used with permission. This document must not be sold to third parties. The images must not be reused without permission. For more information about the images, contact Scope on 1300 472 673 or visit [scopeaust.org.au](https://scopeaust.org.au)