


# Get your pets ready for a bushfire

CFA



Easy English

## Hard words



This book has some hard words.

The first time we write a hard word

- the word is in **blue**
  
- we write what the hard word means.

## You can get help with this book



You can get someone to help you

- read this book
  
- know what this book is about
  
- find more information.



We will write contact information at the end of this book.

## About this book




This book is from CFA.



This book is about how to get your pets ready for a bushfire.




You might need to leave home because of a bushfire.



You should get your pets ready in case you need to leave home.

## Pet emergency kit




You should pack an **emergency kit** for your pets.

Emergency kit means the things your pets need if you leave home.



You should pack the kit before summer starts.

## What to pack in the emergency kit



You should pack


- pet food



- water




- a bowl for each pet



- a toy they like.

Think about where you keep things that you will want to take with you. For example,



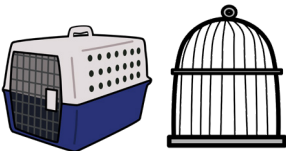
- pet beds



- a blanket made of wool



- leashes



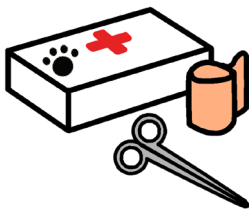
- pet carriers



- medicines your pets need.

You should pack a **pet first aid kit**.

Pet first aid kit means things to treat a pet if they get hurt.



A pet first aid kit can include things like bandages.



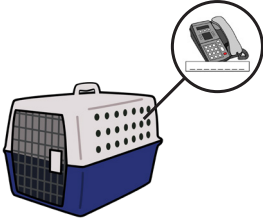
You should also pack contact details for your vet.

## More ways to get your pets ready



You should put your phone number on your


- pet collars



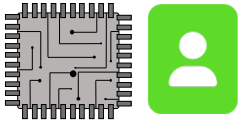
- pet carriers.



You should ask a vet to **microchip** your pets.



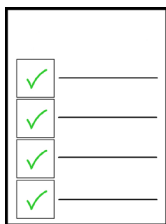
Microchip means the vet puts a tiny device under the pet's skin.



If the pet gets lost the microchip has information about the pet.




If you leave your pets at home you should tell a neighbour.



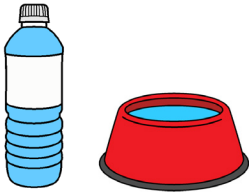
You can plan with the neighbour about what to do if there is a bushfire.

## Do not let your pets get too hot



Make sure pets always have

- shade



- water.

## More information



For more information contact CFA.



Website [cfa.vic.gov.au](http://cfa.vic.gov.au)



You can call the VicEmergency Hotline for more information about fires in your area.



Call 1800 226 226



Call 000 in an emergency.

You can read the full information on our website.



Website [cfa.vic.gov.au/pets](http://cfa.vic.gov.au/pets)



## If you need help with English



Use the free Translating and Interpreting Service or TIS to make a phone call.

You can call the TIS in your language.



Call 131 450

Give the TIS officer the phone number you want to call.

## If you need help to speak or listen



Use the National Relay Service to make a phone call.




Call 1800 555 677



Website [accesshub.gov.au/nrs-helpdesk](https://accesshub.gov.au/nrs-helpdesk)







This book is an Easy English translation of part of Your Guide to Survival.

The plain text in this document is licensed under the Creative Commons Attribution 4.0 International Licence. This Easy English document was created by Scope (Aust) Ltd. using Picture Communication Symbols (PCS) and these PCS are not licensed under a Creative Commons licence.

PCS is a trademark of Tobii Dynavox, LLC. All rights reserved. Used with permission. This document must not be sold to third parties. The PCS must not be reused without permission. For more information about the PCS, contact Scope on 1300 472 673 or visit [scopeaust.org.au](http://scopeaust.org.au)

Version 2    January 2024

