


# Fire danger ratings

CFA



Easy English

## Hard words



This book has some hard words.

The first time we write a hard word

- the word is in **blue**
  
- we write what the hard word means.

## You can get help with this book



You can get someone to help you

- read this book
  
- know what this book is about
  
- find more information.




We will write contact information at the end of this book.

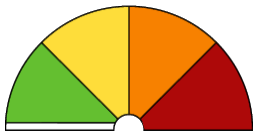
## About this book



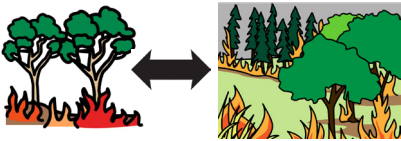
This book is from CFA.



We help when there are bushfires.



This book is about **fire danger ratings**.

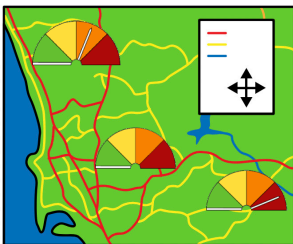


Fire danger ratings

- tell you how bad it would be if a fire started

SUN	MON	TUE	WED	THU	FRI	SAT
✓	✓	✓	✓	✓	✓	✓

- change every day

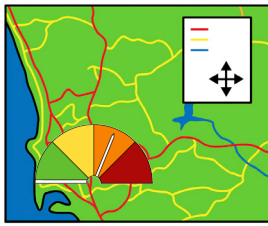


- are different in every area or district.

You can find out your district on our website.



[cfa.vic.gov.au/cfalocal](http://cfa.vic.gov.au/cfalocal)



In summer you need to know the fire danger rating for where you live.



You can find out the fire danger rating

- on our website



- when you call us.



There might be a big sign with the fire danger rating in your town.



We can help you know what to do for each fire danger rating.




You can get information about fires near your area on

- the VicEmergency website  
[emergency.vic.gov.au/respond](https://www.emergency.vic.gov.au/respond)



- the VicEmergency app.



It is a good idea to have a **bushfire plan**.



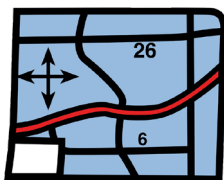
A bushfire plan tells you

- what to do if there is a bushfire near you



- where you can go

For example, stay with a friend in a place away from bushfires.



- how you will leave

For example, the road you will take



- what you will bring.

For example, clothes



A bushfire plan might also tell you what you will do if

- there is a fire in your area


**and**



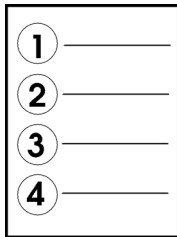
- you **cannot** leave.




You can ask someone you trust to help you write a bushfire plan.



You should have a bushfire plan for every fire danger rating.



There are 4 fire danger ratings.



## 1. Catastrophic

Catastrophic is the red part of the fire danger rating.



### Catastrophic fire danger rating

- is the most dangerous fire rating
- means that if a fire starts people will likely die.





If you know your area will have a catastrophic fire danger rating you should

- **not** be in the area



- go to a **safe place** as soon as you can.

A safe place when there is fire danger means somewhere there is not likely to be a bushfire.



For example, a safe place might be

- a shopping centre




- a library.



If you do **not** go to a safe place

- you might **not** be able to get away from the fire




- you might die.

## 2. Extreme

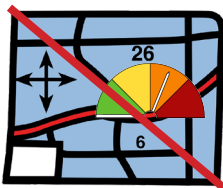


Extreme is the orange part of the fire danger rating.



**Extreme fire danger rating** means

- if there is a fire it will be very dangerous
- the weather will be hot and dry
- the weather will also be windy.

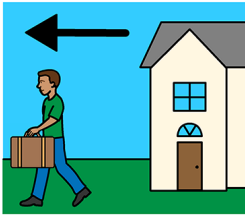


If the fire danger rating is extreme you should

- **not** travel through the area
- leave as soon as you can.



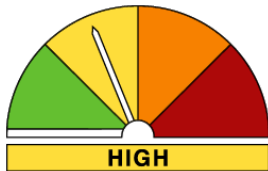




If a fire starts when the fire danger rating is extreme you should go to a safe place.

You should go to a safe place before the fire comes near your house.

### 3. High



**High fire danger rating** is the yellow part of the fire danger rating.



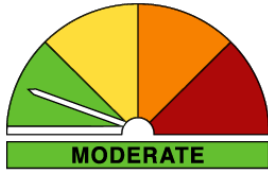
If the fire danger rating is high you should decide what you will do if a fire starts.

If a fire starts when the fire danger rating is high

- you will be in danger
- you should go to a safe place as soon as you can.



## 4. Moderate




**Moderate fire danger rating** is the green part of the fire danger rating.



If the fire danger rating is moderate

- firefighters can put out most fires
- you should find out where a fire is if it starts.



If the fire danger rating is moderate you should still make sure your house is safe for a fire.



You can learn more about how to make your house safe for a fire on our website.



## More information

For more information contact CFA.



Website [cfa.vic.gov.au](http://cfa.vic.gov.au)



You can call the VicEmergency Hotline for more information about fires in your area.



Call 1800 226 226

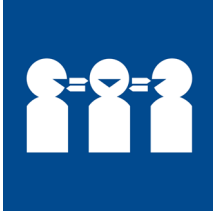


Call 000 in an emergency.

You can read more about fire danger ratings on our website.



Website [cfa.vic.gov.au/warnings-restrictions](http://cfa.vic.gov.au/warnings-restrictions)



## If you do not speak English

Use the free Translating and Interpreting Service or TIS.

Call 131 450



Give the TIS officer the phone number you want to call.



## If you need help to speak or listen

The National Relay Service can help you make a phone call.


Call 1800 555 677



Website

[infrastructure.gov.au/helpdesk](http://infrastructure.gov.au/helpdesk)

Give the relay officer the phone number you want to call.



This book is an Easy English translation of part of Your Guide to Survival

The plain text in this document is licensed under the Creative Commons Attribution 4.0 International Licence. This Easy English document was created by Scope (Aust) Ltd. using Picture Communication Symbols (PCS) and these PCS are not licensed under a Creative Commons licence.

PCS is a trademark of Tobii Dynavox, LLC. All rights reserved. Used with permission. This document must not be sold to third parties. The PCS must not be reused without permission. For more information about the PCS, contact Scope on 1300 472 673 or visit [scopeaust.org.au](https://scopeaust.org.au)

Version 2    May 2023

